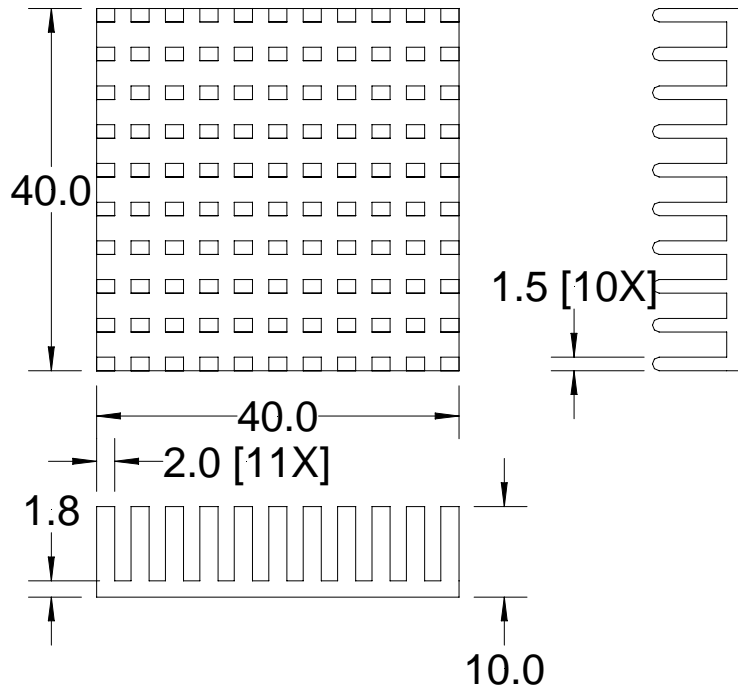


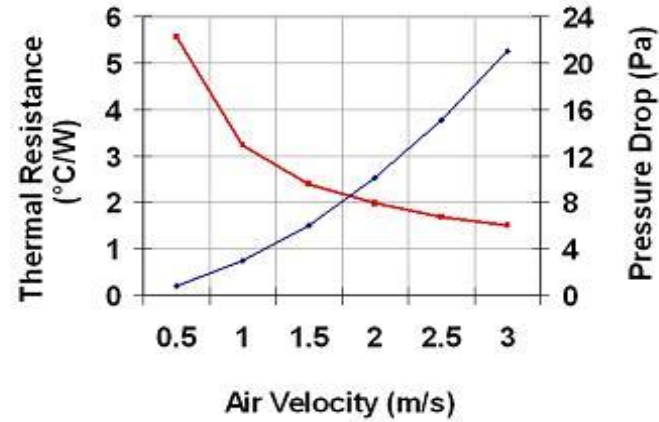
PROPRIETARY AND CONFIDENTIAL

The information contained in this drawing is the sole property of Baknor. Any reproduction in part or as a whole without the written permission of Baknor is prohibited.




REVISIONS			
REV	DESCRIPTION	DATE	APPROVED
0	FIRST RELEASE	9/9/29	E.R.

THERMAL PERFORMANCE*



*Thermal performance graphs are generated using thermal analysis software. Baknor recommends that our customers test the heat sink in their application

FINISH [S]		INTERFACE [I]	TOLERANCES:	 5225 Orbitor Drive, Unit 2, Mississauga, Ontario, Canada L4W 4Y8 Tel: +905-624-1800 Toll Free: 1-877-902-2566 (877-90-BAKNOR) Fax: +905-629-1795 www.baknorthermal.com			
B – Black anodize	1 – Chomerics T404	2 – Chomerics T405	.X ±0.15	DRAWN:	J.P. (09-09-29)	BTM-B04010SICN	
C – Clear anodize	3 – Chomerics T410	4 – Chomerics T411	.XX ±0.07	CHECKED:	J.P. (09-09-29)		
R – Chromate	5 – Chomerics T412	6 – Bergquist BP100 (5 mil)	ANGLES: ±0.5°	APPROVED:	E.R. (09-09-29)		
X – Custom	7 – Bergquist BP100 (8 mil)	8 – Bergquist BP100 (11 mil)	ALL DIMENSIONS IN mm	SIZE:	FILE:	DWG. NO.:	REV:
N – None	0 – None	MATERIAL: AL 6063-T6	FINISH: SEE TABLE	A	BTM-B04010SICN.wks	BTM-B04010SICN-DWG	0
				SCALE: NTS	SHEET: 1 OF: 1		